



Welcome Emergency Radiology Enthusiasts!

- The British Society of Emergency Radiology (BSER) and European Society of Emergency Radiology (ESER) were established to promote enthusiasm for, and interest in, emergency imaging and disseminate information relating to clinical, educational and research aspects of emergency radiology.
- This newsletter will update UK-based radiologists on the many Emergency Imaging activities available at a national and European level.

## Letter from the Editor

Dear readers,

Firstly let me apologise of the lack of regular newsletters in 2020. As you can imagine the time and energy of the editorial team has been diverted somewhat.

In the last newsletter I spoke of entering a time of global uncertainty but could not have predicted just how large an affect the COVID pandemic was going to have. COVID has stretched healthcare service across the world and had a profound impact on everyone, not least healthcare professionals. The physical and psychological affect the pandemic has reaped on our staff is profound. Despite still being in the grip of a 3<sup>rd</sup> wave, 2021 brings with it new hope of normality with many of us already having received the vaccine.

As ever our radiology staff have stepped up during a crisis. Radiographers in-particular have been on the front-line providing portable imaging to the sickest of COVID patients in emergency departments and intensive care units. In many departments trainees (and even some Consultants) have been redeployed or volunteered to assist our medical colleagues. We are now managing the high demand for in-patient imaging (particularly CTPAs) whilst trying to catch-up with out-patient imaging delayed over the last year.

One positive to come out of the pandemic is the rapid development of online technology enabling us to connect virtually in MDTs, conferences, the Sunday evening family quiz and even the recent RCR Fellows admissions ceremony. Online teaching within radiology has become common place and there is now a huge amount of free content available on social media and many of the society's websites. BSER are also planning to host a webinar series this year – read on for details.

Lets hope 2021 is a more positive year and we can return to normality soon.

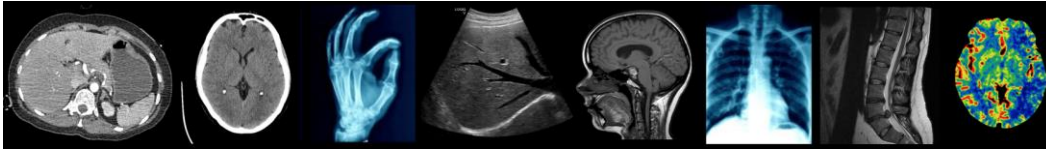
Stay safe.

Dr Chris McLeavy (BSER Newsletter Editor).



Follow us:  
[@bseradiology](https://www.instagram.com/bseradiology)

[www.bser.org](http://www.bser.org)




## BSER AGM

The BSER committee met in December 2020 after COVID had delayed meetings scheduled for earlier in the year. We are delighted to announce **Dr Caren Landes** as the new **BSER President** with **Dr Georgios Antoniadis** as **Vice President**.

### Outgoing President Dr John Curtis

Dr Curtis has stepped down as BSER President after 4 years at the helm. His international reputation for **exceptional education** and **infectious enthusiasm** for emergency radiology has helped our society grow significantly over the last 4 years. He has been at the forefront of organising our fantastic annual conferences with ever increasing delegate numbers. We wish John all the best in his future endeavours and look forward to seeing him at future BSER events where we are sure he will provide educational nuggets (and of course a few brilliant anecdotes).



### Incoming BSER President Dr Caren Landes

We are delighted to announce Dr Landes as the new **BSER President** after a unanimous committee vote. Having previously served as Vice President she has already been a key part of the BSER team. Dr Landes works as a **Paediatric Radiologist** at Alder Hey Children's NHS Foundation Trust in **Liverpool** and is **Trauma Lead** for the Paediatric Major Trauma Centre. Her specialist interest is in Musculoskeletal imaging and she has **significant expertise** in non-accidental injury (NAI), regularly providing second opinions nationally and frequently acting as an **expert witness** in child protection cases. We look forward to Caren's term as president and are sure that her **boundless energy** and enthusiasm will drive the society forward.



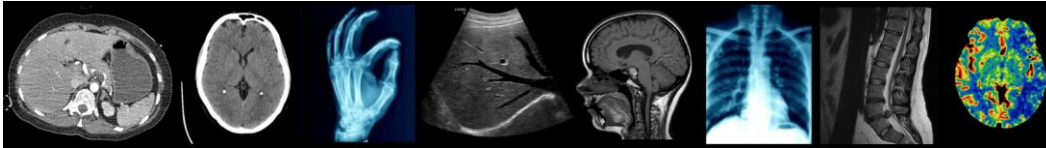
### Incoming Vice-President Dr Georgios Antoniadis

We are also delighted to announce Dr Antoniadis as the new **BSER Vice-President**. Having previously served as BSER Secretary he is already a key member of the BSER team. Dr Antoniadis specialises in **emergency radiology** and **non-vascular intervention** at **Hull University Teaching Hospitals NHS Trust**. He has experience of emergency radiology on an international level having previously completed a fellowship in **Canada**. Georgios has been influential in securing international speakers for our conferences over the years and we are excited for him to continue providing high quality teaching at future BSER events.



Follow us:  
[@bseradiology](https://www.instagram.com/bseradiology)

[www.bser.org](http://www.bser.org)



## **BSER Annual Conference 2021**

Like many other societies we took the decision to postpone the 2020 conference due to the COVID pandemic and agreed to honour delegates bookings for the 2021 conference. After much discussion at our AGM it has become clear that the likelihood of being able to host a face-to-face conference in 2021 is slim therefore we have made the difficult decision not to host a 2021 conference. We would invite any delegates who have yet to claim their refund to please contact us [info@bser.org](mailto:info@bser.org)

We will be putting our efforts into making the 2022 conference the biggest and best yet!

## **BSER 2021 Webinar Series**

BSER will be drawing on the *fantastic speakers* we had lined up for the postponed 2020 conference to bring you an *exciting educational webinar series* beginning in March 2021. Keep an eye on our website [www.bser.org](http://www.bser.org) and social media pages [@bseradiology](https://twitter.com/bseradiology) for details of how to register.

## **BSER Social Media Team**

The, once young and fresh, BSER social media team are now all Consultants (so lets face it we are probably not as up-to-date with current trends as we like to think we are!). We are keen to bring in some fresh new faces to drive BSER forward on all social media platforms. If you would like to find out more DM us [@bseradiology](https://twitter.com/bseradiology) or go old-school and email us [info@bser.org](mailto:info@bser.org)

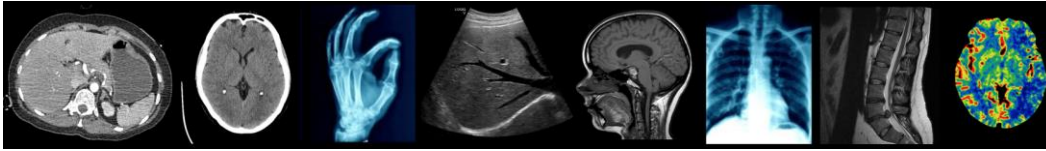
## **Educational Materials**

- The Royal College of Radiologist (RCR) are running an on-line Polytrauma from Head to Toe series throughout March 2021 with speakers including BSER's Caren Landes, John Curtis, Lisa Meacock, Chris McLeavy and ESER's Elizabeth Dick. Register at <https://www.rcr.ac.uk/clinical-radiology/event/rcr-learning-course-polytrauma-head-toe-part-1>
- The European Society of Emergency Radiology (ESER) has a range of webinars available **free to members** with membership starting at just 20.00 Euros - <https://www.eser-society.org/webinars/> you can also view "mini-case" and hear members of the ESER team talk about why they have a passion for emergency radiology (which is free to all) <https://www.eser-society.org/meet-the-team/>



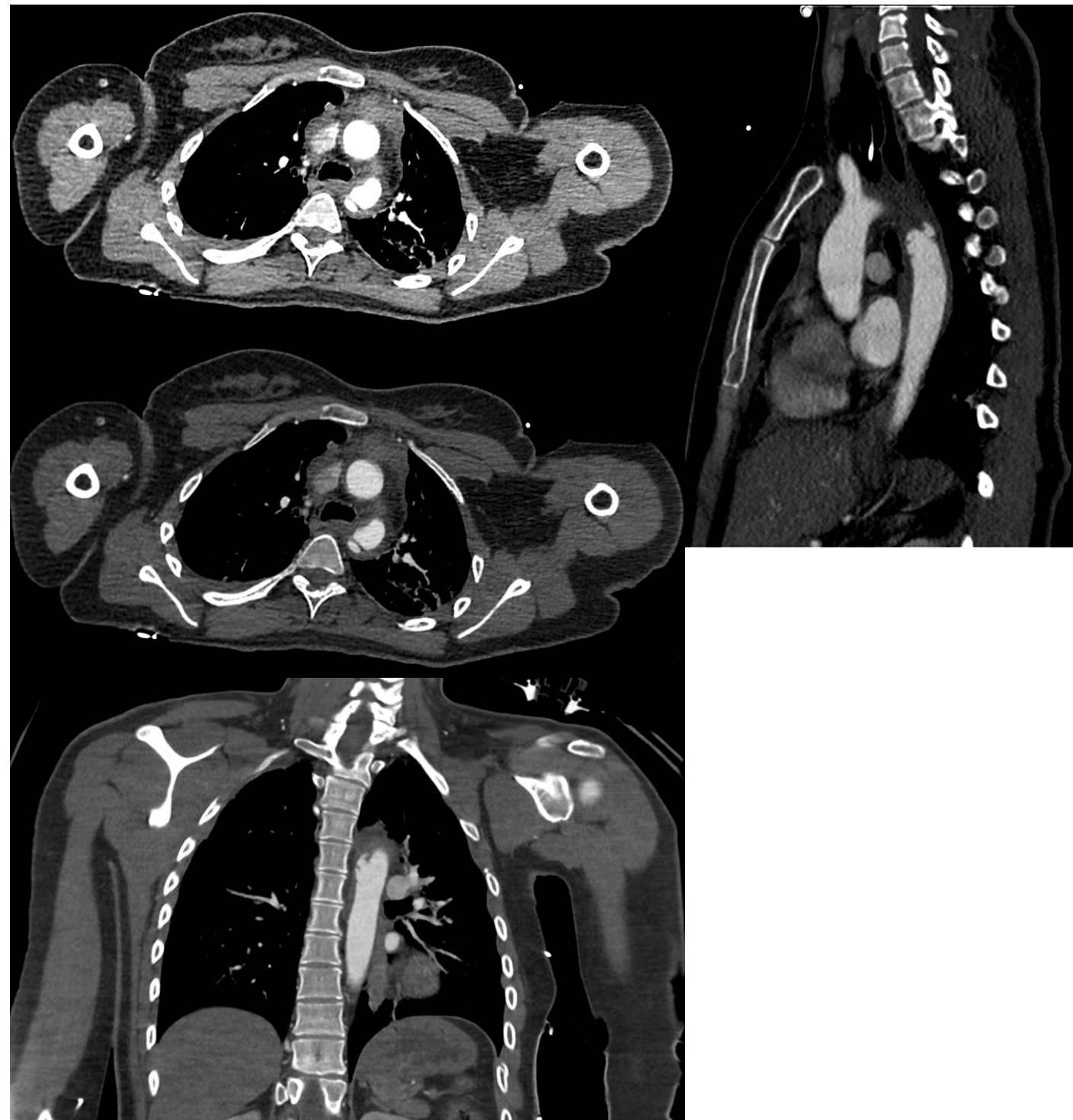
Follow us:  
[@bseradiology](https://twitter.com/bseradiology)

[www.bser.org](http://www.bser.org)



## Interesting Case

35 year old male admitted following a high speed RTC with multiple injuries. What significant injury is shown in his chest?



The mediastinal window shows high density material around the aorta in the mediastinum suggesting mediastinal haematoma. The vascular window shows irregularity to the aortic wall just distal to the arch in keeping with a traumatic pseudo-aneurysm.

### Learning Points

- Mediastinal haematoma should raise the suspicion of vascular injury.
- Windowing helps identify more subtle vascular injuries.
- Making note of altered vascular anatomy is important when planning intervention.

## Answer



Follow us:  
@bseradiology

[www.bser.org](http://www.bser.org)